


Porzellanfabrik Langenthal AG
Bleienbachstrasse 22
CH-4900 Langenthal
Tel.: +41 (0) 62 919 04 04
Fax: +41 (0) 62 919 04 00
info@suisse-langenthal.ch
www.suisse-langenthal.ch





SUISSE LANGENTHAL



SYNTHESIS OF TASTE AND QUALITY SINCE MORE THAN 100 YEARS.

Founded in 1906, the Porzellanfabrik Langenthal AG stands since that time for porcelain of highest quality and durability. What started in Langenthal, became famous in the wide world and is one of the porcelain leaders.

Whether it's the charming pub around the corner, the best hotel in town, the renowned clinic or even at home, Suisse Langenthal porcelain is the first choice for all occasions.

Since 2003, the company belongs to the G. Benedikt Group in Karlovy Vary (CZ) where the articles are manufactured under the latest standards on modern production plants.

The competence center for individualized porcelain called Studio and a small production of special series are still at the traditional address in Langenthal, Switzerland.





















Innovations, it is the key motivating factor in the product development at LANGENTHAL. Not only in its formal vocabulary, in its ranges of décors or in the production processes - today, sensible combinations of materials that appeal to the senses are the main features of the brand.

Miroslav Machek
designer / engineers



CONTENTS

ESSKLASSE	10-15	
TIME	16-25	
ISABELLE COUP	26-33	
ISABELLE BISTRO	34-39	
ACTUAL	40-47	
COFFEE PROGRAM	48-55	
BAROQUE	56-61	
CITY	62-67	
ONDA	68-74	
		
		
		
		
		
		
		
		
		

ESSKLASSE

/Design Miroslav Machek/

ESSKLASSE redefines the table presentation. The wide rim sets your creations in the foreground, The distinctive, elegant shape makes dining with ESSKLASSE to a very special experience. You can choose between pure white, matt glazing or various relief decorations.





ESSKLASSE G0119 WHITE LP, G0124 BLACK LP

ESSKLASSE

PLATE FLAT

- ESK 2117 | 170 mm |
- ESK 2122 | 220 mm |
- ESK 2129 | 290 mm |
- ESK 2133 | 330 mm |



LID FOR DEEP PLATE

ESO 4516



PLATE DEEP

ESK 1927 | 270 mm |



PLATE PASTA

ESK 1929 | 290 mm |





ESSKLASSE



CUP STACKABLE

TIM 0211 | 11 cl |

TIM 0220 | 20 cl |



SAUCER

ESK 1717 | 170 mm |



PEPPER SHAKER

SALT SHAKER

TIM 5001

TIM 5011



TABLE VASE

ESO 4637 | 370 mm |



ICE BUCKET

ESO 9425 | 250 mm |



NAPKIN RING

SPZ 9805 | 70 mm |



RESERVATION

OZD 9806

TIME

/Design Dieter A. Grabe/

Elegant, Timeless, Distinctive

TIME/TIME SQUARE is one of our most famous and successful creations.

Whether you prefer the plain design of TIME or the characteristic structure of TIME SQUARE, you will enjoy the refinement of the shape and its great variety and functionality day by day.





PLATE FLAT

- TIM 2116 | 156 mm |
- TIM 2121 | 210 mm |
- TIM 2125 | 250 mm |
- TIM 2127 | 275 mm |
- TIM 2129 | 290 mm |
- TIM 2131 | 310 mm |



PLATE DEEP

- TIM 1917 | 171 mm |
- TIM 1919 | 192 mm |
- TIM 1922 | 223 mm |





PLATE FLAT „SQUARE“

- SQU 2116 | 156 mm |
- SQU 2121 | 210 mm |
- SQU 2127 | 275 mm |
- SQU 2131 | 310 mm |

PLATE DEEP „SQUARE“

- SQU 1922 | 224 mm |



	<p>CUP STACKABLE TIM 0223 27 cl </p>		<p>CUP TIM 0819 19 cl </p>
	<p>SAUCER TIM 1716 156 mm TIM 1720 156 mm SQU 1716 156 mm </p>		<p>SAUCER TIM 1716 156 mm TIM 1720 156 mm SQU 1716 156 mm </p>
	<p>SAUCER TIM 1716 156 mm </p>		<p>MUG TIM 0030 33 cl </p> <p>SAUCER TIM 1716 156 mm TIM 1720 156 mm SQU 1716 156 mm </p>
	<p>SAUCER TIM 1720 156 mm </p>		<p>MUG TIM 0628 29 cl </p> <p>SAUCER TIM 1716 156 mm TIM 1720 156 mm SQU 1716 156 mm </p>
<p>SAUCER „SQUARE“ SQU 1716 156 mm </p>			

CUP STACKABLE
TIM 0209 | 9 cl |



SAUCER
SAUCER „SQUARE“

TIM 1711 | 130 mm |
SQU 1713 | 130 mm |



CUP STACKABLE
TIM 0218 | 18 cl |



SAUCER

TIM 1716 | 156 mm |
TIM 1720 | 156 mm |
SQU 1716 | 156 mm |



SAUCER

TIM 1716 | 156 mm |

SAUCER

TIM 1720 | 156 mm |

SAUCER „SQUARE“

SQU 1716 | 156 mm |



CUP STACKABLE
TIM 0211 | 10 cl |



SAUCER
TIM 1713 | 130 mm |

CUP STACKABLE
TIM 0220 | 20 cl |



SAUCER

TIM 1716 | 156 mm |
TIM 1720 | 156 mm |
SQU 1716 | 156 mm |

CREAM SOUP CUP STACKABLE
TIM 1124 | 25 cl |



SAUCER

TIM 1716 | 156 mm |
TIM 1720 | 156 mm |
SQU 1716 | 156 mm |

CREAM SOUP CUP STACKABLE
TIM 1133 | 34 cl |



BOWL

TIM 1413 | 71 cl/ 132 mm |
TIM 1418 | 170 cl/ 183 mm |
TIM 1421 | 260 cl/ 215 mm |
TIM 1424 | 370 cl/ 243 mm |



PLATTER RECTANGULAR

TIM 3032 | 327/229 mm |
TIM 3038 | 380/277 mm |








CREAMER
 TIM 3603 | 4 cl |
 TIM 3515 | 15 cl |


MILK POT
 TIM 3530 | 34 cl |



TEA POT
 TIM 4140 | 36 cl |
 TIM 3950


TEA POT
 TIM 4160 | 55 cl |
 TIM 3960


COFFEE POT
 TIM 3830 | 33 cl |
 TIM 3930


COFFEE POT
 TIM 3850 | 53 cl |
 TIM 3950


COFFEE POT
 TIM 3710 | 100 cl |
 TIM 3960


SUGAR BOWL
 TIM 4302 | 28 cl/98 mm |
 TIM 4502


SALT SHAKER
 TIM 5001

PEPPER SHAKER
 TIM 5011



ISABELLE COUP

/Design Miroslav Machek/

A new way of porcelain without rim.
ISABELLE COUP lives out ease and sophistication
of the contemporary fine dining culture.
The rimless and free flowing design will turn dining
into a remarkable experience.
Whether you prefer pure white, matt glazing
or nice decorations – the stage is yours.

- Icon: Interlocking circles
- Icon: Wavy lines
- Icon: 100%
- Icon: Three curved lines
- Icon: Dish with flame
- Icon: Teapot
- Icon: Thermometer





PLATE FLAT

- ISC 2116 | 158 mm |
- ISC 2121 | 206 mm |
- ISC 2124 | 243 mm |
- ISC 2127 | 265 mm |
- ISC 2130 | 304 mm |



HALF-DEEP PLATE

- ISC 1913 | 132 mm |
- ISC 1917 | 176 mm |
- ISC 1923 | 235 mm |
- ISC 1929 | 305 mm |



PLATE PASTA

- ISC 1926 | 256 mm |



OVAL PLATE

- ISC 3020 | 200 mm |
- ISC 3028 | 280 mm |
- ISC 3032 | 320 mm |



PLATE WITH FLAT BOTTOM

- ISL 2119 | 190 mm |
- ISL 2123 | 230 mm |
- ISL 2127 | 270 mm |



PIZZA PLATE

- DIV 2134 | 340 mm |

CUP ESPRESSO

ISB 0808 | 8 cl |



SAUCER

ISB 1711 | 110 mm |

CUP COFFEE

ISB 0622 | 22 cl |



SAUCER

AMB1714 | 140 mm |

CREAMER

ISB 3608 | 8 cl |



CUP COFFEE

ISB 0815 | 15 cl |



SAUCER

ISB 1714 | 140 mm |

SAUCER

ISC 1816 | 160 mm |

CUP

ISC 0825 | 20 cl |



SAUCER

ISB 1714 | 140 mm |

SAUCER

ISC 1816 | 160 mm |

JASMIN TEA

ISC 0309 | 9 cl |



SAUCER

AMB1711 | 110 mm |

CUP

ISC 0835 | 35 cl |



SAUCER

ISC 1716 | 160 mm |



COFFEE POT

ISB 4160 | 60 cl |

ISB 4260



TEA POT

ISB 4012 | 120 cl |

ISB 4212



COMBO POT

ISC 4145 | 60 cl |

ISB 4260



CUP

ISC 0835 | 35 cl |



SAUCER

ISC 1716 | 160 mm |



COMBO SET 4 PCS

ISC 4141

ISABELLE coup



DIP BOWL

ISC 0309 | 9 cl |



BOWL

ISC 1413 | 25 cl/130 mm |



SAUCER

ISC 1716 | 160 mm |



BOWL

ISC 1415 | 50 cl/150 mm |



BOWL

ISC 1416 | 70 cl/160mm |


PEPPER SHAKER

ISB 5030



SALT SHAKER

ISB 5000



VOTIVE

ISB 9412



SUPPORT

ISL 2119 | 190 mm |



OIL / VINEGAR

ISB 9418 | 17 cl |



DECALS

ISABELLE BISTRO

/Design Pierre Renfer/

Enormously all-purpose collection. The all shapes are stackable and very resistant. Despite of this fact they still keep the delicacy and the beauty of the Isabelle shape. An ideal choice for every day heavy use.



ISABELLE BISTRO



PLATE FLAT

- ISB 2120 | 207 mm |
- ISB 2123 | 242 mm |
- ISB 2126 | 261 mm |
- ISB 2128 | 286 mm |
- ISB 2131 | 314 mm |
- AQP 1927 | 277 mm |



PLATE DEEP

- ISB 1929 | 305 mm |
- ISB 1922 | 229 mm |





ISABELLE BISTRO



CUP
ISB 0210 | 11 cl |



CUP
ISB 0225 | 27 cl |



CUP
ISB 0228 | 30 cl |



SAUCER
ISB 1713 | 129mm |



SAUCER
ISB 1716 | 163mm |



CREAM SOUP CUP
ISB 1128 | 30 cl |



CREAM SOUP CUP
ISB 1328 | 30 cl |



DISH
ISC 1913 | 132mm |



FLAT PLATE
ISB 2116 | 163 mm |

ACTUAL

Modern architecture for your table. Right angles and symmetric elements are the keys to ACTUAL's pure design. The big variety of the ACTUAL program allows you to combine the articles of this shape as you like.






PLATE FLAT SQUARE

- AKZ 2209 | 92 mm |
- AKZ 2213 | 134 mm |
- AKZ 2215 | 155 mm |
- AKZ 2221 | 217 mm |
- AKZ 2227 | 272 mm |
- AKZ 2232 | 329 mm |



PLATE DEEP SQUARE

- AKZ 2022 | 219 mm |




SALAD BOWL SQUARE

- AKZ 1607 | 71 mm |
- AKZ 1609 | 92 mm |
- AKZ 1614 | 149 mm |
- AKZ 1622 | 229 mm |



PLATTER RECTANGULAR

- AKZ 3121 | 224/114 mm |
- AKZ 3135 | 367/268 mm |
- AKZ 3245 | 469/266 mm |



PLATTER RECTANGULAR DIVIDED

- AKZ 3345 | 472/124 mm |

PLATTER RECTANGULAR

- AKZ 3127 | 264/84 mm |
- AKZ 3133 | 334/182 mm |
- AKZ 3145 | 467/121 mm |

ACTUAL



SALAD BOWL DEEP OVAL

AKZ 1623 | 234/144 mm |

AKZ 1630 | 310/187 mm |



PLATTER OVAL

AKZ 3038 | 391/213 mm |

AKZ 3050 | 509/247 mm |



LINES WHITE Y3304, BLACK X8075



CUP
AKZ 0209 | 9 cl |



SAUCER SQUARE
AKZ 1813 | 133/133 mm |

CUP
AKZ 0219 | 19 cl |



SAUCER SQUARE
AKZ 1815 | 155/155 mm |

MUG
AKZ 0844 | 44 cl |



MUG
AKZ 0030 | 29 cl |



SAUCER SQUARE
AKZ 1814 | 133/133 mm |



MUG BIG
AKZ 0640 | 40 cl |



COFFEE PROGRAM

A solution for cafeterias and serving of the coffee in the restaurants. These shapes were developed together with the baristas and specialists for the coffee. Using the same existing standard shapes which can be combined together. We prepared three different shapes of the cups so that you could make a better selection.





CUP
GIN 0808 | 7 cl |



SAUCER
AMB 1711 | 120 mm |

CUP
GIN 0818 | 19 cl |



SAUCER
AMB 1714 | 140 mm |

CUP TALL
GIN 0819 | 20 cl |



SAUCER
AMB 1714 | 140 mm |

CUP TALL
GIN 0628 | 28 cl |



CUP
GIN 0825 | 25 cl |



SAUCER
AMB 1714 | 140 mm |





CUP
AMB0807 | 8 cl |

SAUCER
AMB1711 | 120 mm |



CUP
AMB0810 | 9 cl |



CUP
AMB0819 | 18 cl |

SAUCER
AMB1714 | 140 mm |



CUP
AMB0825 | 25 cl |

SAUCER
AMB1716 | 157 mm |



CUP
DIX 0610 | 10 cl |

SAUCER OVAL
DIX 1715 | 162/112 mm |



CUP
DIX 0619 | 19 cl |



CUP
DIX 0624 | 24 cl |



CUP
DIX 0630 | 30 cl |



CUP
DIX 0829 | 29 cl |



SAUCER OVAL
DIX 1720 | 200/138 mm |



DESSERT PLATE
DIX 2120 | 200/138 mm |





LOGO

DIXY 
black

CUP
DIC 0624 | 24 cl |



Cup
DIC 0630 | 30 cl |



Cup
DIC 0829 | 29 cl |



DESSERT PLATE
DIC 2120 | 200/138 mm |



SAUCER OVAL
DIC 1720 | 200/138 mm |



BAROQUE

Filigree reliefs and gently arched handles recite the very beginning of our long-lasting tradition. BAROQUE has been found in the most well-known establishments for many decades and is still going strong in present age. With BAROQUE's stylish details, your dinner will be turned into a festive occasion.





PLATE FLAT

- BAR 2116 | 165 mm |
- BAR 2121 | 209 mm |
- BAR 2125 | 250 mm |
- BAR 2128 | 278 mm |
- BAR 2131 | 313 mm |



PLATE DEEP

BAR 1922 | 222 mm |

CUP

BAR 0210 | 12 cl |



SAUCER

BAR 1713 | 135 mm |



CUP

BAR 0219 | 20 cl |



SAUCER

BAR 1715 | 164 mm |



CUP

BAR 0819 | 20 cl |



SAUCER

BAR 1715 | 164 mm |

CUP

BAR 0625 | 27 cl |



SAUCER

BAR 1715 | 164 mm |



TEA POT

BAR 4140 | 39 cl |
BAR 4240



COFFEE POT

BAR 3850 | 50 cl |
BAR 3950

BAROQUE



PLATTER

BAR 3029 | 299/216 mm |

BAR 3035 | 362/274 mm |



DISH

BAR 1411 | 33 cl/115 mm |



DISH

BAR 1414 | 53 cl/141 mm |



BUTTER BOAT

BAR 3325 | 25 cl |



CREAM SOUP CUP

BAR 1129 | 31 cl |



SAUCER

BAR 1716 | 165 mm |



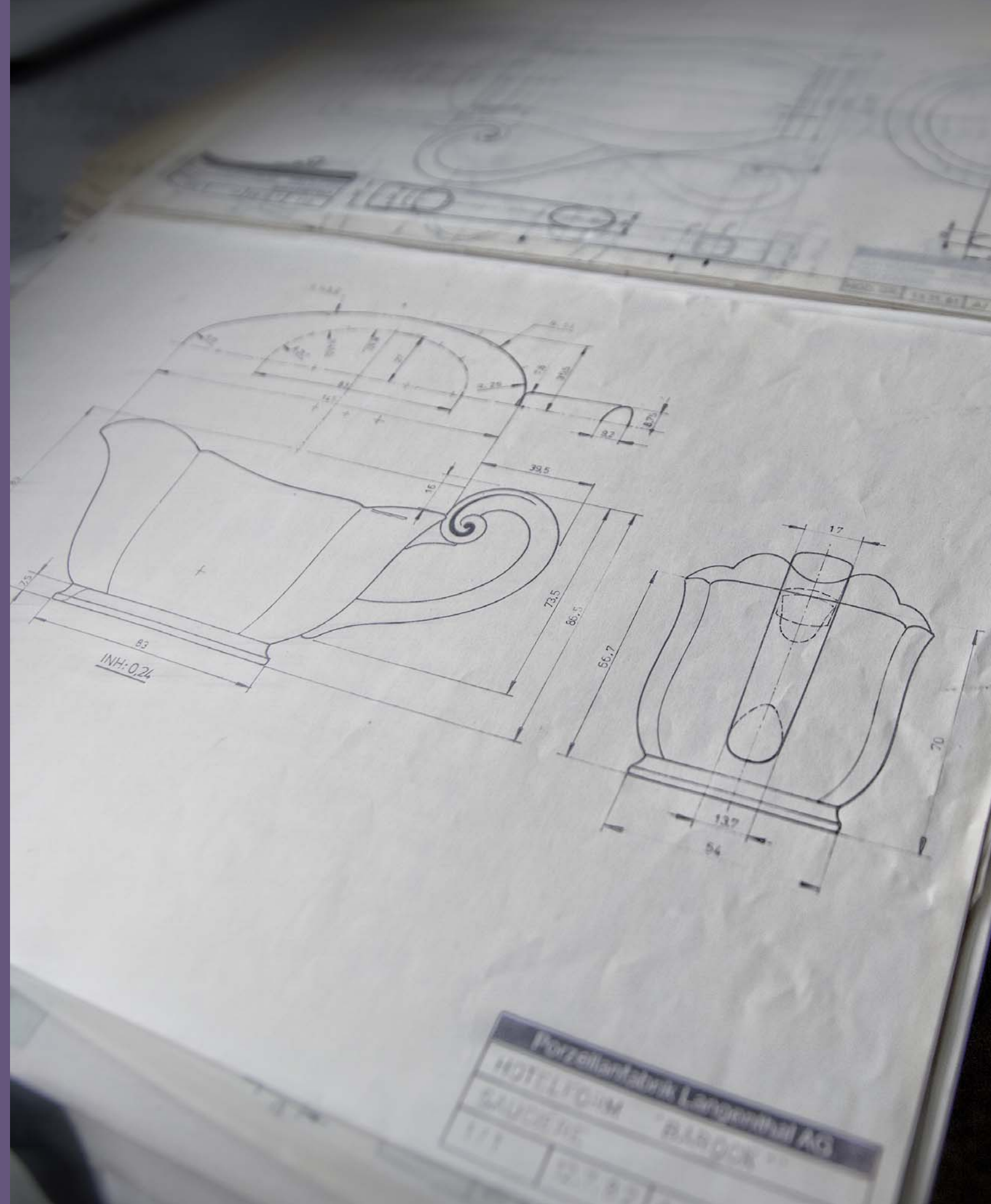
CREAMER

BAR 3525 | 25 cl |



CREAMER

BAR 3515 | 15 cl |



CITY

/Design Pierre Renfer/

Designed in the year 1964 to save space and to be easily stackable, CITY became the porcelain for the daily use in hospitals and canteens. Even today, CITY sets standards in these surroundings. Its clean and modern lines resulting from the practical aspect, have allowed CITY to develop into a design classic of recent years.



PLATE FLAT

- CIT 2117 | 163 mm |
- CIT 2120 | 199 mm |
- CIT 2124 | 240 mm |
- CIT 2126 | 256 mm |
- CIT 2127 | 265 mm |



PLATE DEEP

- CIT 1921 | 209 mm |



CUP

- CIT 0213 | 13 cl |



SAUCER

- CIT 1713 | 127 mm |



CUP

- CIT 0219 | 19 cl |



SAUCER

- CIT 1714 | 140 mm |



CUP

- CIT 0222 | 22 cl |



SAUCER

- CIT 1714 | 140 mm |



MUG

- CIT 0030 | 29 cl |



SAUCER

- CIT 1714 | 140 mm |



COFFEE POT

- CIT 3850 | 60 cl |
- CIT 3930



CREAMER

CIT 3604 | 5 cl |



CREAMER

CIT 3515 | 14 cl |



DISH

CIT 1407 | 72 mm |



ASHTRAY

CIT 4710 | 97 mm |



DISH

CIT 1410 | 20 cl/97 mm |



DISH

CIT 1413 | 41 cl/130 mm |



DISH

CIT 1416 | 68 cl/157 mm |



SOUP BOWL

CIT 1230 | 30 cl |



SOUP BOWL

CIT 1240 | 52 cl |



ONDA

ONDA's design is inspired by waves on a water surface. This multifunctional shape is suited for the use in catering, gastronomy or even at home. Last but not least, ONDA is fully stackable and fits to food distribution systems.





PLATE FLAT

- OND2121 | 205 mm |
- OND2125 | 250 mm |
- OND2127 | 273 mm |
- OND2131 | 306 mm |



PLATE DEEP

OND1922 | 222 mm |



CUP

OND0209 | 9 cl |



SAUCER

OND1713 | 127 mm |



CREAMER

OND3515 | 17 cl |



CREAM SOUP CUP

OND1250 | 52 cl/130 mm |

CUP

OND0218 | 18 cl |



SAUCER

OND1716 | 154 mm |



CUP

OND0223 | 22 cl |



SAUCER

OND1716 | 154 mm |



DISH

OND1413 | 40 cl/129 mm |



DISH

OND1416 | 68 cl/155 mm |





DECORATION TECHNIQUES

Hand painting

Our skilled painters can provide any hand painted decorations upon your request.

Fullcover spraying

Very suitable for the limited production. We can achieve and provide various color combinations for the reasonable price.

Decals

This technique allows to combine multicolor motives.

Logo

Each restaurant or hotel can have its unique logo upon your request.

All the above kinds of decorations are to be understood only glazed and suitable for the gastronomy use.

ICON key



LIMESTONE

KAOLIN

QUARTZ SAND

FELDSPAR



- Durable design means it can stand constant tough wear
- Dank stärkerer Konstruktion verträgt es härtere Handhabung
- Уравновешенная конструкция обеспечивает фарфору в 3 - 4 раза большую механическую прочность



- The decor is in-glazed decoration and therefore long-lasting
- Schmelzbrand-Dekoration garantiert eine dauerhafte Schönheit des Dekors
- Вплавленная декорация гарантирует долговечную красоту оформления



- It is suitable for microwaves oven use
- Verwendung der Produkte für die Speisezubereitung im Mikrowellenherd
- Фарфор пригоден к использованию в микроволновых печах



- It complies to strict sanitary norms
- Entspricht strengen hygienischen Normen
- Фарфор отвечает строгим нормам гигиены



- The shape enables economical storage and easy and safe transporting
- Die spezielle Formgestaltung ermöglicht eine sparsame Aufbewahrung der Produkte, einen sicheren Transport sowie einfache handhabung
- Специальное формирование позволяет фарфор экономно складывать и перевозить




- It is also suitable for dishwashers
- Spülmaschinenfest
- Фарфор можно мыть в автоматических машинах для мытья посуды



- Any chosen set can be continually added to and supplemented
- Möglichkeit der ständigen Ergänzung und Erweiterung in gewähltem Design
- Каждую коллекцию фарфора возможно постепенно дополнять и расширять



- Resistent against thermal shocks
- Stabilität des Materials bei Hitze und Kälte
- Жаростойкий фарфор





G. BENEDIKT
1882



Porzellanfabrik Langenthal AG
Bleienbachstrasse 22
CH-4900 Langenthal
Tel.: +41 (0) 62 919 04 04
Fax: +41 (0) 62 919 04 00
info@suisse-langenthal.ch
www.suisse-langenthal.ch

Lilien Austria GmbH
Dr. Adolf Altmannstrasse 30
A-5020 Salzburg
Tel.: +43 (0) 662 830 176
Fax: +43 (0) 662 830 177
office@lilien.at
www.lilien.at

G. Benedikt Karlovy Vary s.r.o.
1. Máje 30
CZ-360 06 Karlovy Vary
Tel.: +42 (0) 353 406 1 11
Fax: +42 (0) 353 406 325
info@gbkv.cz
www.gbkv.cz